


FIBI-STOVE

Instructions



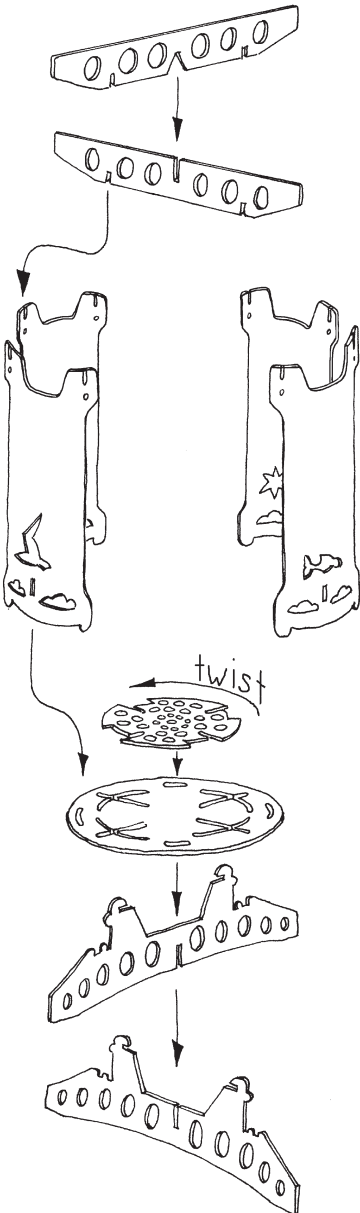
The FIBI-STOVE combines function and charm, it is a robust and powerful wood stove. It can be comfortably transported in its disassembled state.

Made in Switzerland

FIBI-STYLE Alsenstrasse 7 CH-8800 Thalwil
www.fbistyle.ch mail@fbistyle.ch

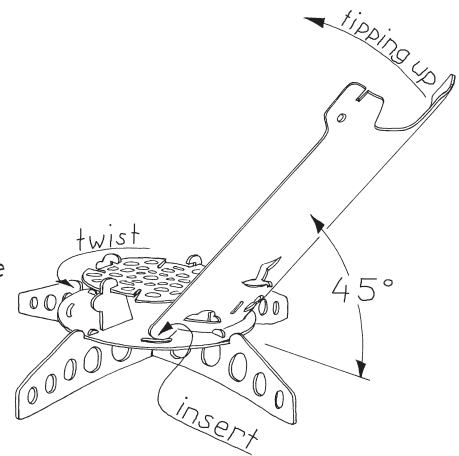
Idea

The FIBI-stove is available for all who like to go out in nature. He cooks your food in a short time and conveys warmth and a special mood. Despite powerful wood firing it is economical to use. The strong stainless steel construction can be disassembled and transported in a stuff sack. The structure is simple, thanks the plugged connections.



Assembly:

The slot bottom plate to mount on the assembled foot cross. Now the fire grate placed on the upper level and secured with a twist. After that, all side walls have to be mounted. The individual wall segment is placed in 45° inclination to the floor pan. Now tilt the side wall in a vertical position so that the lower side wall tabs in to grab their metal slot. The process is repeated until all four wall segments are standing. Then put the pan supports into the slots in the side walls. Now our FIBI-Stove is ready for use.



Use

Start a fire with a fire starter cube and some dry twigs. Maintain the fire with finger thick pieces of wood broken to about hand length. Just as with cooking on a campfire, leather gloves are extremely practical when using a FIBI-STOVE.

Safety warnings

The FIBI-STOVE is intended for outdoor use. Set up and operate on a non-flammable surface. To reduce the risk of flying sparks, a windscreen is to be used in windy situations. The stove is not to be left in operation unsupervised. Use of the FIBI-STOVE happen at your own risk. We disclaim any responsibility for accidents and damage to property.

Technical Specifications

The FIBI-STOVE is made of stainless steel (WN 1.4301) and is largely corrosion-proof. We recommend that the FIBI-Stove should be kept clean and dry.

Technical Specifications	length	x	width	x	height	Ø
built	31 cm	x	31 cm	x	37 cm	15 cm (body)
dismantled	31 cm	x	19 cm	x	3.5 cm	
weight	2,1 kg					

Available Accessories: Heatshield, Windscreen, Adapter for a spirit burner

FIBI-STYLE Aisenstrasse 7 CH-8800 Thalwil
www.fibistyle.ch mail@fibistyle.ch



Baking bread

You can bake bread with a minimum of fuss using a FIB-STOVE and the available heat shield. A cooking pot will serve as our oven.

The finished dough is placed on a small baking tray, which is in turn placed on three evenly sized stones in the bottom of the pot. Put the lid on the previously prepared pot and place it on to the FIBI-TOVE making sure to include the heat shield on the stove.

Now you need to stoke the fire well enough that the flames evenly surround the pot on all sides. Depending on the fire, baking times will range from 40 to 60 minutes.

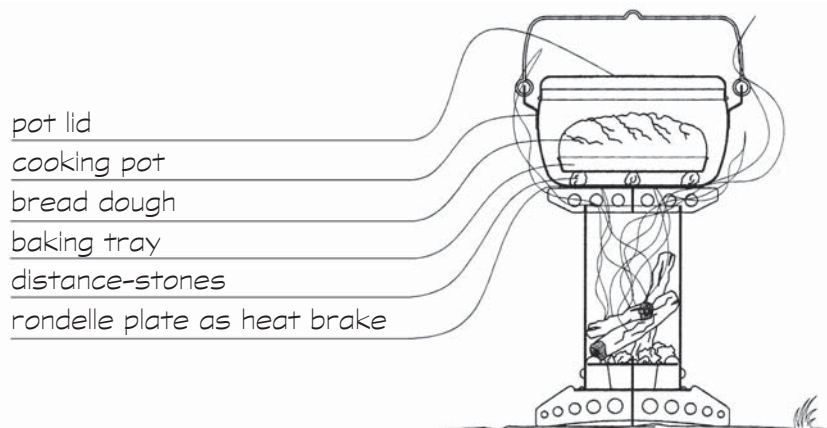
The heat shield ensures that not too much heat reaches the pot from below. In case of wind or when using poorly flammable wood our windscreen can be of great assistance

Recipe for Bread

Mix 500g of flour with 1 packet of dry yeast and some salt.

Gradually add water and continuously knead the dough until it doesn't stick to your hands anymore.

Leave the dough to rise in a warm place for at least an hour. If it is too cold, you can place the dough in a plastic bag and keep it warm against your body under your pullover.



A few final thoughts.....

When you're sitting by your stove at the end of a long day, hearing the crackling of the flames, feeling their comforting warmth and you want to add a some wood to the fire, wait a bit before you place the piece of wood on to the embers.

Look at the piece of wood, its grain and texture, its bark, its growth rings and smell its aroma. Think of its story.

Maybe 80 years ago this piece of wood was a seedling that got lost by a squirrel or a bird and was able to sprout in some protected location. The sapling was able to grow into a tree even though deer and rabbits ate from it. Using just water carbon dioxide and sunlight it was able to grow wood, its blooms and fruit thanks to its leaves. It gave shade, prevented erosion, filtered dust and poisons out of the air and produced oxygen.

This tree did all these wonderful things right up until the day of its death when lightning or a storm ended its life. But even in its death it provided nourishment and shelter for many animals. Now it gives to us its wood that warms us doubly, once during sawing and splitting and the second time when we burn its energy stored from the sun.

The tree is a wonderful life form. It joins the elements of air, water, earth and fire and then passes them to us in an altered state.

Representing these elements, figures light up when burning wood in your FIBI-STOVE. Air is represented by a bird, water by a fish, earth by a reindeer, fire and warmth are represented by a sun and stars.

